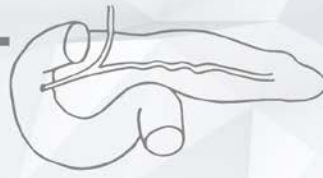




# ESGAR/EPC VIRTUAL **PANCREAS** WORKSHOP



OCTOBER 15 - 16, 2020



## AIMS / TARGET GROUP

### AIMS

As educational activities addressing the imaging spectrum of pancreatic diseases are still scarce, especially when it comes to looking at it from a multidisciplinary point of view, ESGAR (European Society of Gastrointestinal and Abdominal Radiology) and EPC (European Pancreatic Club) have joined forces in organising this workshop. For imaging to act as a basis for clinical decision-making a variety of issues needs to be understood not only by radiologists, but also by gastroenterologists, surgeons, pathologists and other specialists. To enable effective, patient focused and collaborative decision-making within a clinical environment, radiologists need to be aware of the relevant questions to be answered in a multidisciplinary environment. Thus, the aim of this course is to enhance the mutual understanding of important issues in the clinical management of patients with pancreatic diseases in order to improve patient-related outcomes.

### **Multidisciplinary aspect**

Providing knowledge on an integrated approach of imaging in the diagnosis, management and treatment of pancreatic diseases, is the aim of this course. The attendees will learn about currently used and emerging imaging methods, clinically relevant questions and how the answers to them influence clinical decision-making.

### TARGET GROUP

Radiologists, radiologists in training, clinicians dedicated to the study of the pancreas



### FACULTY / CME / COLLABORATIONS

#### FACULTY

M. Arvanitaki, Brussels/BE  
C. Carvalho, Lisbon/PT  
F. Caseiro Alves, Coimbra/PT  
J. Devière, Brussels/BE  
M. Giovannini, Marseille/FR  
N. Kartalis, Stockholm/SE  
M. Löhr, Stockholm/SE  
C. Matos, Lisbon/PT  
C. Oliveira, Lisbon/PT  
E. Rangelova, Gothenburg/SE  
M. Ronot, Paris/FR  
I. Santiago, Lisbon/PT  
A.F. Silva, Lisbon/PT  
C. Verbeke, Oslo/NO  
M. Zins, Paris/FR

#### CME ACCREDITATION

"The ESGAR/EPC Pancreatic Workshop, 15/10/2020-16/10/2020 has been accredited by the European Accreditation Council for Continuing Medical Education (EACCME®) with **11 European CME credits** (ECMEC®s). Each medical specialist should claim only those hours of credit that he/she actually spent in the educational activity.

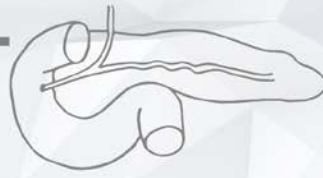


#### THIS WORKSHOP IS ORGANISED IN COLLABORATION WITH THE EUROPEAN PANCREATIC CLUB



#### AND SUPPORTED BY THE CLUBE PORTUGUÊS DO PÂNCREAS AND THE SOCIEDAD PORTUGUESA DE GASTROENTEROLOGIA





## **REGISTRATION FEES**

### **Radiologists, Physicians**

ESGAR/EPC Member	€ 330.00
Non Member	€ 540.00

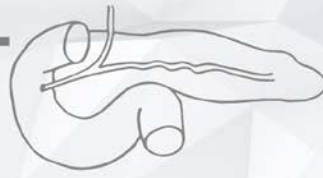
### **Radiologists in Training (Residents)**

ESGAR/EPC Member	€ 120.00
Non Member	€ 220.00

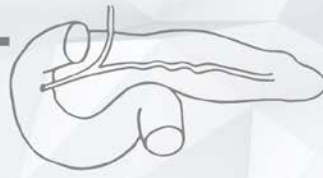
Registration fee includes

- Live access to lectures and interactive case discussions
- CME certificate
- Access to on-demand lectures after the workshop

The number of participants per workshop is limited and registrations will be accepted on a first come first served basis. Together with the registration payment is necessary. Registrations as radiologist in training (Residents) or Radiographers must be accompanied by a confirmation of the head of the department confirming the status as Resident or Radiographer.



## **Workshop Programme**



### October 15, 2020

#### 09:00 – 10:45 WS Session 1 - Anatomy and Imaging Modalities

Moderator: C. Matos, Lisbon/PT

09:00 – 09:20 Pancreas anatomy and normal variants

I. Santiago, Lisbon/PT

09:20 – 09:40 MDCT: how to do it

N. Kartalis, Stockholm/SE

09:40 – 10:00 MRI: how to do it

C. Matos, Lisbon/PT

10:00 – 10:20 PET-CT: how to do it

C. Oliveira, Lisbon/PT

10:20 – 10:45 Q & A

All speakers

#### 10:45 – 11:15 Break

#### 11:15 – 13:00 WS Session 2 - Acute Pancreatitis

Moderator: M Ronot, Clichy/FR

11:15 – 11:30 Clinically unmet needs

M. Arvanitaki, Brussels/BE

11:30 – 12:00 Role of cross-sectional imaging

M. Zins, Paris/FR

12:00 – 12:30 Role of endoscopy

M. Arvanitaki, Brussels/BE

#### 12:30 – 13:00 Case-based interactive discussion (lead by the moderator)

All speakers

#### 13:00 – 14:00 Break

#### 14:00 – 16:30 WS Session 3 - Chronic Pancreatic Inflammation

Moderator: N. Kartalis, Stockholm/SE

14:00 – 14:30 Evidence based guidelines on the diagnosis and treatment

M. Löhr, Stockholm/SE

14:30 – 15:00 Role of cross-sectional imaging

C. Matos, Lisbon/PT

15:00 – 15:30 Role of ERCP and EUS

J. Deviere, Brussels/BE

#### 15:30 – 16:30 Case-based interactive discussion (lead by the moderator)

All speakers



**October 16, 2020**

**09:00 – 10:30 WS Session 4 - Neuroendocrine Tumours**

Moderator: M. Zins, Paris/FR

- |               |   |                             |
|---------------|---|-----------------------------|
| 09:00 – 09:30 | Diagnosis with cross-sectional imaging            | M. Ronot, Paris/FR          |
| 09:30 – 10:00 | Role of nuclear medicine and radiopharmaceuticals | A.F. Silva, Lisbon/PT       |
| 10:00 – 10:20 | Surgeon's perspective                             | E. Rangelova, Gothenburg/SE |
| 10:20 – 10:30 | Q & A   | All speakers                |

**10:30 – 11:00 Break**

**11:00 – 13:00 WS Session 5 – Solid Pancreatic Tumours**

Moderator: F. Caseiro Alves, Coimbra/PT

- |               |   |                             |
|---------------|---|-----------------------------|
| 11:00 – 11:20 | What can we learn from pathology  | C. Verbeke, Oslo/NO         |
| 11:20 – 11:40 | Challenges in pancreatic adenocarcinoma diagnosis and staging             | I. Santiago, Lisbon/PT      |
| 11:40 – 12:00 | Challenges in pancreatic adenocarcinoma staging after neoadjuvant therapy | M. Zins, Paris/FR           |
| 12:00 – 12:15 | Current options and new developments in neoadjuvant therapy               | C. Carvalho, Lisbon/PT      |
| 12:15 – 12:30 | Current options and new developments in pancreatic adenocarcinoma surgery | E. Rangelova, Gothenburg/SE |

**12:30 – 13:00 Case-based interactive discussion (lead by the moderator)**

**All speakers**

**13:00 – 14:00 Break**

**14:00 – 16:00 WS Session 6 - Cystic Pancreatic Tumours**

Moderator: I. Santiago, Lisbon/PT

- |               |   |                             |
|---------------|---|-----------------------------|
| 14:00 – 14:20 | What can we learn from pathology  | C. Verbeke, Oslo/NO         |
| 14:20 – 14:40 | Diagnostic accuracy of cross-sectional imaging for characterizing cystic pancreatic tumours | N. Kartalis, Stockholm/SE   |
| 14:40 – 15:00 | EUS: current role and new developments  | M. Giovannini, Marseille/FR |
| 15:00 – 15:20 | Are current management recommendations appropriate?   | E. Rangelova, Gothenburg/SE |

**15:20 – 16:00 Case-based interactive discussion (lead by the moderator)**

**All speakers**